




Modula Automotive

Think Vertical, Think Modula



If you own, or are thinking about a static storage solution...**stop!!**



Think Vertical, Think Modula



Up to 90% of
FLOOR SPACE RECOVERY

Increased
PRODUCTIVITY

The smart automotive parts storage solution



1. SPACE SAVINGS

Dramatically reduce the size of your parts area



2. SECURITY

High value parts stored in a secure environment



3. PRODUCTIVITY

Get needed parts to your techs faster



4. ACCURACY

Fulfill parts orders efficiently



5. ERGONOMICS

No climbing, bending or reaching for parts



6. EFFICIENCY

Improve overall inventory management

HIGHER OPERATING STANDARDS

Get parts to your customers & technicians faster

With Modula units parts are stored in centralized, secure units and are easy to find, no more walking while searching for parts.

Parts areas, servicing both sales and service are able to benefit from the added flexibility, improved efficiency and increased throughput provided by implementing Modula units.

SPACE SAVINGS

Reduce the size of your parts area

Depending on your ceiling height, a Modula vertical storage unit is able to store the same amount of parts inventory that is stored in 55-80 bays of shelving, typically equating to a 90% floor space savings for parts storage areas, recovering approx. 1,200+ square feet of floor space.

Space saved allows dealers to carry a larger parts inventory, add services such as a customer lounge or increase revenues with additional service bays.



EFFICIENCY, ERGONOMICS & USER SAFETY

Get needed parts faster, with no climbing, bending or reaching



Modula VLM's maximize storage utilization & productivity by bringing parts to the user. Bending, reaching, lifting heavy parts and having to walk up & down mezzanine steps or shelving aisles are all eliminated.

It is possible to store common groups of parts used for service jobs on the same tray, further saving time getting needed parts to complete repairs faster.

Units are equipped with user safety features to ensure a 100% safe working environment for users, guaranteed by the TÜV certification obtained for the entire product line.

DEALER MANAGEMENT SYSTEM (DMS) INTEGRATION



SEAMLESS ORDER PROCESSING

IMPROVED ACCURACY

Potential of 99%+ picking accuracy & with DMS integration

Modula units have the potential to interface to any Dealer Management Systems (DMS) system, allowing orders to be sent directly from the DMS system to VLM units automatically.

Proudly a

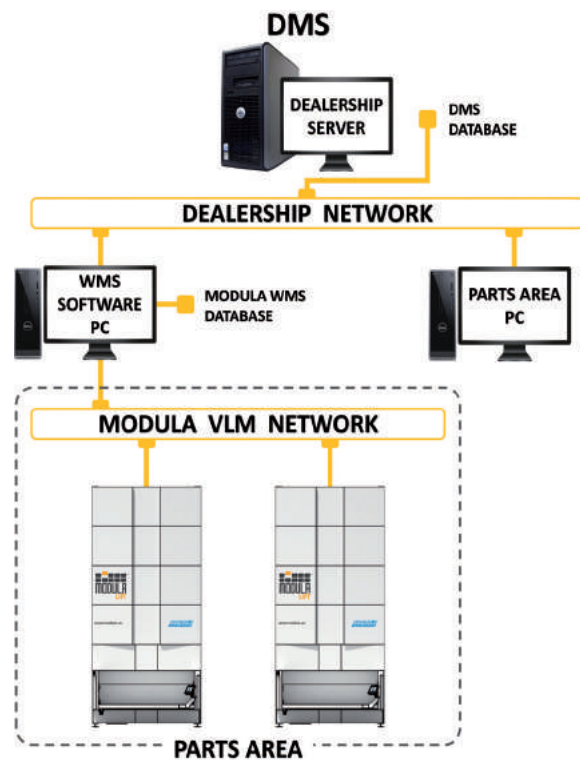


Approved Interface




DMS INTEGRATION BENEFITS

- Approved DMS interfaces providing seamless order processing in real-time capabilities.
- No code is modified or installed on your DMS, avoiding potential reliability, security, and data integrity problems.
- DMS integration saves you time & increases accuracy when using Modula WMS software.
- Modula receives advance notification of changes to the DMS, supporting uninterrupted performance and less chance of disruption to your business.



MODULA WMS SOFTWARE



Modula WMS is a fully featured management software available to manage the space and utilization of Modula units. It can easily be interfaced with many DMS systems and nearly any ERP system.



Controlled Picking

Displays part number & description

Item location clearly displayed to operators

Easy picking confirmation



Displays sales order number

Displays quantity to pick or put

Order Information:

- Resulting Quantity
- Order Description
- Notes
- Remaining Lines

COPILOT OPERATOR CONSOLE

The COPILOT console is a rugged operator interface, that features include a 10.5" color touch screen display and an extremely intuitive and easy to use environment.


Graphical views of tray layouts clearly show the user precisely where and what to pick, displaying all required information such as item number, quantity, order information, item notes, etc.

PICKING BAY TYPES AVAILABLE

Internal or External Bay, Single or Dual Delivery



SINGLE INTERNAL DELIVERY



SINGLE EXTERNAL DELIVERY



DUAL INTERNAL DELIVERY



DUAL EXTERNAL DELIVERY

AVAILABLE UNIT OPTIONS

That increase productivity & accuracy




Bar code reader



Alphanumeric LED bar



Tray accessories



Laser pointer



Automatic door





SINTES1
Sintes1.3, Sintes1.7

Model	Tray Width (in.)	Tray Depth (in.)	Maximum Tray Load Capacity (Lbs.)	Unit Footprint INTERNAL BAY (Width x Depth)	Unit Footprint EXTERNAL BAY (Width x Depth)
SINTES1.3	51.18	25.75	441	65.0 x 93.6	65.0 x 122.1
SINTES1.7	66.93	25.75	441	80.7 x 93.6	65.0 x 122.1



LIFT
LIFT MA, LIFT MA-D

Model	Tray Width (in.)	Tray Depth (in.)	Maximum Tray Load Capacity (Lbs.)	Unit Footprint INTERNAL BAY (Width x Depth)	Unit Footprint EXTERNAL BAY (Width x Depth)
MA25	74.80	25.75	551	91.1 x 100.9	91.1 x 128.0
MA25D	74.80	33.74	551	91.1 x 124.9	91.1 x 159.9
MA50	74.80	25.75	1,102	91.1 x 100.9	91.1 x 128.0
MA50D	74.80	33.74	1,102	91.1 x 124.9	91.1 x 159.9
MA75	74.80	25.75	1,653	91.1 x 100.9	91.1 x 128.0
MA75D	74.80	33.74	1,653	91.1 x 124.9	91.1 x 159.9
MA100	73.23	25.75	2,200	91.1 x 100.9	91.1 x 128.0
MA100D	73.23	33.74	2,200	91.1 x 124.9	91.1 x 159.9



LIFT MC, LIFT MC-D

MC25	98.42	25.75	551	114.7 x 100.9	114.7 x 128.0
MC25D	98.42	33.74	551	114.7 x 124.9	114.7 x 159.9
MC50	98.42	25.75	1,102	114.7 x 100.9	114.7 x 128.0
MC50D	98.42	33.74	1,102	114.7 x 124.9	114.7 x 159.9
MC75	98.42	25.75	1,653	114.7 x 100.9	114.7 x 128.0
MC75D	98.42	33.74	1,653	114.7 x 124.9	114.7 x 159.9
MC100	96.85	25.75	2,200	114.7 x 100.9	114.7 x 128.0
MC100D	96.85	33.74	2,200	114.7 x 124.9	114.7 x 159.9



LIFT MX, LIFT MX-D

MX25	122.05	25.75	551	138.3 x 100.9	138.3 x 128.0
MX25D	122.05	33.74	551	138.3 x 124.9	138.3 x 159.9
MX50	122.05	25.75	1,102	138.3 x 100.9	138.3 x 128.0
MX50D	122.05	33.74	1,102	138.3 x 124.9	138.3 x 159.9
MX75	122.05	25.75	1,653	138.3 x 100.9	138.3 x 128.0
MX75D	122.05	33.74	1,653	138.3 x 124.9	138.3 x 159.9
MX100	122.47	25.75	2,200	138.3 x 100.9	138.3 x 128.0
MX100D	122.47	33.74	2,200	138.3 x 124.9	138.3 x 159.9



LIFT ML, LIFT ML-D

ML25	161.41	25.75	551	177.7 x 100.9	177.7 x 128.0
ML25D	161.41	33.74	551	177.7 x 124.9	177.7 x 159.9
ML50	161.41	25.75	1,102	177.7 x 100.9	177.7 x 128.0
ML50D	161.41	33.74	1,102	177.7 x 124.9	177.7 x 159.9
ML75	161.41	25.75	1,653	177.7 x 100.9	177.7 x 128.0
ML75D	161.41	33.74	1,653	177.7 x 124.9	177.7 x 159.9
ML100	159.84	25.75	2,200	177.7 x 100.9	177.7 x 128.0
ML100D	159.84	33.74	2,200	177.7 x 124.9	177.7 x 159.9



Our REFERENCES

AUTOMOTIVE MANUFACTURERS

Aprilia	Italy
Audi	Mexico
Lamborghini	Italy
BMW	China
Daimler AG	Germany
Daimler Mercedes-Benz	Mexico
Ducati Motor	Italy
Ferrari	Italy
Fiat Automobiles	Poland
Fiat Automobiles	Serbia
Fiat Chrysler Automobiles (FCA)	Mexico
Fiat Chrysler Automobiles (FCA)	Italy
Fiat Chrysler Automobiles (FCA)	Brazil
Ford Motor Co.	U.S.A.
Ford Motor Co.	Spain
Harley Davidson Motor Co.	U.S.A.
Honda	U.S.A.
Maserati	Italy
Opel	Spain
Pagani Automobiles	Italy
Peugeot Citroën	France
Porsche	Germany
Renault	France
Suzuki	U.S.A.
Volkswagen	Germany
Volkswagen	Spain
Volkswagen	China

HEAVY- DUTY MANUFACTURERS

Bomag Americas	U.S.A.
Caterpillar	U.S.A.
Caterpillar	Italy
Caterpillar	Belgium
CNH Industrial	Italy
CNH Industrial	Spain
John Deere	U.S.A.
Haulmax Australia	Australia
Iveco	Italy
Iveco	Spain
Komatsu	Italy
Mack Trucks	U.S.A.
New Holland Tractor	Netherlands
New Holland Tractor	Belgium
Scania	Brazil
VLI Diesel	Australia

AUTOMOTIVE SUPPLIERS

American Axle	U.S.A.
AxleTech International	France
Berco	Italy
Beta Motor	Italy
Robert Bosch	Italy
Robert Bosch	U.S.A.
Robert Bosch	Spain
Robert Bosch	Hungary
Robert Bosch	Germany
Bosch Automotive	China
Brembo	Italy
Brembo	Poland
Brembo	China
Brembo	Czech. Republic
Charter Automotive	U.S.A.
Continental	Germany
ContiTech	Germany
ContiTech	Romania
ContiTech	Serbia
ContiTech	Mexico
Cummis	U.S.A.
GKN Driveline	U.S.A.
GKN Driveline	Mexico
Goodyear	Canada
Goodyear Dunlop	Germany
Honeywell	China
Magna International	Great Britain
Michelin	France
Mubea Automotive Components	China
Mubea Automotive Components	Germany
Mubea Automotive Components	U.S.A.
Mubea Automotive Components	Czech. Republic
Mubea Automotive Components	Mexico
Tenneco Automotive	U.S.A.

AUTOMOTIVE DEALERS

Airport Marina Ford & Honda	U.S.A.
BMW Ginion	Belgium
Fabik Caterpillar	U.S.A.
Jaguar Brussels East Zaventem	Belgium
Otto's BMW	U.S.A.
Porsche - Centro Roma Nord	Italy
Subaru of New England	U.S.A.
Wendle Nissan	U.S.A.





OUR PRODUCTS ARE PROUDLY MADE IN THE USA

From US & Imported components.
We are the only one to offer the full range of products
with the fastest deliveries in the market.

Modula is present in 5 Continents with dealers and branches located in over 30 countries.

MODULA INC.
90 Alfred A. Plourde Parkway
Lewiston, ME 04240; U.S.A.
Tel. (207) 440-5100
Fax (207) 786-0271
info@modula.us
www.modula.us

MODULA S.P.A.
Via Ghiarola Vecchia 73
41042 Fiorano Modenese (MO)
Tel. +39 0522 774111
Fax +39 0522 774175
info@modula.eu
www.modula.eu

Modula is part of



All information provided on this catalog is for informative purposes only and is not binding. Modula reserves the right to change information on this catalogue at any time. Modula will not accept liability for or guarantee the accuracy of the information contained herein.